

**Idaho High School Activities Association**

**2010  
Girls & Boys  
“Real Dairy Shootout” Manual**



**United Dairymen of Idaho  
The Official Sponsor of IHSAA State Championship Events**

## 2009-2010 State Tournament Host Hotels

The following hotels have agreed to serve as the 2009-2010 State Tournament Host Hotels by providing complimentary rooms for tournament officials. We appreciate their generous support and urge all IHSAA member schools to patronize these Partners in Youth Development.

| <b>EAST BOISE</b>                    |                           |              |
|--------------------------------------|---------------------------|--------------|
| Cambria Suites                       | 2970 W Elder St           | 208-344-7444 |
| Grove Hotel                          | 245 S Capitol Blvd, Boise | 208-472-3363 |
| Hampton Inn & Suites, Boise/Downtown | 495 S Capitol Blvd        | 208-331-1900 |
| Holiday Inn                          | 3300 Vista Ave            | 208-344-8365 |
| Holiday Inn Express, Boise           | 2613 S Vista Ave, Boise   | 208-388-0800 |
| DoubleTree Club Hotel                | 475 W Park Center Blvd    | 208-345-2002 |
| Residence Inn by Marriott            | 1401 Lusk Ave             | 208-344-1200 |
| SpringHill Suites, Park Center       | 424 E Park Center Blvd    | 208-342-1044 |

| <b>WEST BOISE / NAMPA / CALDWELL</b> |                                 |              |
|--------------------------------------|---------------------------------|--------------|
| Best Western Caldwell Inn & Suites   | 908 Specht, Caldwell            | 208-454-7225 |
| Country Inns & Suites                | 3355 E Pine Ave, Meridian       | 208-639-3300 |
| Courtyard by Marriott                | 1789 S Eagle Rd, Meridian       | 208-888-0800 |
| Fairfield Inn & Suites, Nampa        | 16150 N Midland Blvd, Nampa     | 208-467-5888 |
| Hampton Inn & Suites, Meridian       | 875 S Allen St, Meridian        | 208-887-3600 |
| Hampton Inn & Suites, Nampa          | 5750 Franklin Rd, Nampa         | 208-442-0036 |
| Harrison Plaza Suites                | 409 S Cole Rd, Boise            | 208-375-7666 |
| Hyatt Place                          | 925 N Milwaukee, Boise          | 208-375-1200 |
| Mr Sandman Inn & Suites              | 1575 S Meridian Rd, Meridian    | 208-887-2062 |
| Oxford Suites                        | 1426 S Entertainment Ave, Boise | 208-322-8000 |
| Rodeway Inn                          | 1115 N Curtis Rd, Boise         | 208-376-2700 |
| Shilo Inns & Resorts                 |                                 |              |
| Nampa Suites                         | 1401 Shilo Dr, Nampa            | 208-465-3250 |
| Nampa Blvd                           | 617 Northside Blvd, Nampa       | 208-466-8993 |
| Sleep Inn                            | 1315 Industrial Rd, Nampa       | 208-463-6300 |
| SpringHill Suites                    | 6325 N Cloverdale Rd, Boise     | 208-939-8266 |
| TownePlace Suites, Meridian          | 1415 S Eagle Rd, Meridian       | 208-884-8550 |

| <b><u>COEUR D'ALENE AREA</u></b> |                                   |              |
|----------------------------------|-----------------------------------|--------------|
| Coeur d'Alene Inn                | 506 W Appleway, Coeur d'Alene     | 208-765-3200 |
| Hampton Inn & Suites             | 1500 Riverstone Dr, Coeur d'Alene | 208-769-7900 |
| Red Lion Templin's Resort        | 414 E First Ave, Post Falls       | 208-773-1611 |
| Shilo Inn                        | 702 W Appleway, Coeur d'Alene     | 208-664-2300 |

| <b>LEWISTON AREA</b> |                                   |              |
|----------------------|-----------------------------------|--------------|
| Holiday Inn Express  | 2425 Nez Perce Dr, Lewiston       | 208-750-1600 |
| Red Lion Hotel       | 621 21 <sup>st</sup> St, Lewiston | 208-748-1000 |

| <b>POCATELLO AREA</b>                          |  |              |
|--|--|--------------|
| Call Pocatello Convention and Visitors' Bureau |  | 208-235-7659 |

| <b><u>TWIN FALLS AREA</u></b> |                                    |              |
|-------------------------------|------------------------------------|--------------|
| Shilo Inn                     | 1586 N Blue Lakes Blvd, Twin Falls | 208-733-7545 |

| <b><u>IDAHO FALLS AREA</u></b> |                                 |              |
|--------------------------------|---------------------------------|--------------|
| Comfort Inn                    | 195 S Colorado Ave, Idaho Falls | 208-528-2804 |

## STATE BASKETBALL TOURNAMENTS

This manual is designed to assist you in obtaining information about the upcoming State Basketball Tournaments. It includes information about both boys' and girls' tournaments.

The information ranges from sites, dates and tournament coordinators, brackets and representation, to uniforms, awards, and coaches' meeting times and places. It is our hope that you will read the material carefully and it will be a helpful guide to you as you prepare for the road to the State Championships.

Should you have any questions, it is important that you contact the IHSAA as soon as possible.

Idaho High School Activities Association      8011 Ustick Road      Boise, Idaho 83704  
Phone #: 375-7027      Fax #: 322-5505  
Contact person: John Billetz

## STATE TOURNAMENT COORDINATORS

### **5A Girls**

February 18-20, 2010  
The Idaho Center  
16200 Idaho Center Blvd  
Nampa 83687  
Mgr: Randy Strong  
Ph: 521-6040 or 521-6224

### **4A Girls\***

February 18-20, 2010  
Mountain View H.S.  
2000 S Millenium Way  
Meridian 83642  
Mgr: Cliff Rice  
Mountain View H.S.  
Ph: 855-4070

### **3A Girls\***

February 18-20, 2010  
Skyview H.S.  
1303 E Greenhurst Rd  
Nampa 83686  
Mgr.: Dan McGee  
Skyview H.S.  
Ph: 498-0571

### **2A Girls\***

February 18-20, 2010  
Kuna H.S.  
637 E Deer Flat Road  
Kuna 83634  
Mgr: Brad Adolfsen  
Kuna HS  
Ph: 955-0206

### **1A DI Girls\***

February 18-20, 2010  
Columbia H.S.  
301 S Happy Valley Rd  
Nampa 83686  
Mgr: Randy Potter  
Columbia H.S.  
Ph: 498-0571

### **1A DII Girls**

February 18-20, 2010  
Nampa H.S.  
203 Lake Lowell Blvd  
Nampa 83686  
Mgr: John Gregory  
Nampa H.S.  
Ph: 498-0551

\*Championship games will be played at The Idaho Center, 16200 Idaho Center Blvd., Nampa

### **5A Boys**

March 4-6, 2010  
The Idaho Center  
16200 Idaho Center Blvd  
Nampa 83687  
Mgr: Doug Standlee  
Ph: 853-1209

### **4A Boys\*\***

March 4-6, 2010  
Borah HS  
6001 Cassia  
Boise 83709  
Mgr: Vince Mann  
Borah HS  
Ph: 854-4370 ext 145

### **3A Boys\*\***

March 4-6, 2010  
Meridian H.S.  
1900 W. Pine  
Meridian 83642  
Mgr: Jeremy Bergquist  
Meridian H.S.  
Ph: 350-4160

### **2A Boys\*\***

March 4-6, 2010  
Capital H.S.  
8055 Goddard Road  
Boise 83704  
Mgr: Steve Sosnowski  
Capital H.S.  
Ph: 854-4501

### **1A DI Boys\*\***

March 4-6, 2010  
Vallivue H.S.  
1407 Homedale Road  
Caldwell 83605  
Mgr: Greg Kimball  
Vallivue H.S.  
Ph: 454-9253 / 880-7914

### **1A DII Boys\*\***

March 4-6, 2010  
Caldwell H.S.  
3401 S. Indiana  
Caldwell 83607  
Mgr: Scott Thomas  
Caldwell H.S.  
Ph: 455-3304

\*Championship games will be played at The Idaho Center, 16200 Idaho Center Blvd., Nampa

**IHSAA Administrator:** John Billetz, Executive Director  
Ph: 375-7027

### **Pre-Tournament Meetings**

The meeting for tournament hosts, participating coaches, administrators, and officials will be held as listed below. All participating schools should have a representative in attendance at this meeting.

|        |              |           |             |
|--------|--------------|-----------|-------------|
| Girls: | Idaho Center | 8:00 a.m. | February 18 |
| Boys:  | Idaho Center | 8:00 a.m. | March 4     |

Parking, admission, pass gates and other details will be discussed at the pre-tournament meeting.

### **2010 Representation**

| <b>5A</b>              |             | <b>4A</b>    |             | <b>3A</b>    |             |
|------------------------|-------------|--------------|-------------|--------------|-------------|
| <u>Dist.</u>           | <u>Rep.</u> | <u>Dist.</u> | <u>Rep.</u> | <u>Dist.</u> | <u>Rep.</u> |
| I-II                   | 2           | I-II         | 1           | I-II         | 2           |
| III                    | 4.5         | III          | 2.5         | III          | 2           |
| V-VI                   | 1.5         | IV           | 2           | IV           | 1.5         |
| (o 5A schools in D IV) |             | V            | 1           | V            | 1           |
|                        |             | VI           | 1.5         | VI           | 1.5         |

| <b>2A</b>    |             | <b>1A DI</b> |             | <b>1A DII</b> |             |
|--------------|-------------|--------------|-------------|---------------|-------------|
| <u>Dist.</u> | <u>Rep.</u> | <u>Dist.</u> | <u>Rep.</u> | <u>Dist.</u>  | <u>Rep.</u> |
| I-II         | 1           | I-II         | .5          | I-II          | 2           |
| III          | 2           | II           | 2.5         | III           | 1.5         |
| IV           | 1           | III          | 2.5         | IV            | 2.5         |
| V            | 2           | IV-V-VI      | 2.5         | V-VI          | 2           |
| VI           | 2           |              |             |               |             |

### **Admission - Public**

|                                      |                                      |
|--------------------------------------|--------------------------------------|
| Tournament Pass (6 sessions)         | \$25.00                              |
| Discount Pass                        | \$16.00                              |
| General Admission (Pre championship) | \$ 5.00 / \$ 6.00 Championship Round |
| Discount Ticket (All rounds)         | \$ 4.00                              |

\*Senior citizens, students in grades 7-12 with an activity card and students in grades 1-6 may purchase the discount tickets and passes.

Children under 6 admitted free

### **Security at The Idaho Center**

The following security measures will be strictly enforced for every person entering the building. This includes all players, coaches, managers, administrators, cheerleaders, bands, performing groups, and tournament helpers for girls' and boy's basketball.

1. All competitors, support personnel, coaches and tournament personnel will be admitted to the state basketball tournaments through entrance #6.
2. Every bag will be searched by Idaho Center security upon entering the building. Any type of explosive material, items that could be used as weapons (knives, glass containers, etc.) or objects that could be thrown onto the playing area will be confiscated.
3. General spectators, including fans, parents and student support groups, will not be permitted to bring food, beverages, food containers or glass bottles of any type into the building.

### **Admission – Team Personnel**

**Head coaches and one assistant coach** of each school participating in the tournament will be issued a tournament pass.

NOTE: The coach's regular IHSAA activity card will then be restricted to ONE ADMISSION for each session. Only the cardholder's spouse will be admitted on the coach's IHSAA activity card if the coach has been issued a tournament pass, unless arrangements are made for a guest at the IHSAA pass gate by the coach whose name is on the card.

**Fifteen players and two managers** will also be issued tournament participant passes.

**Statisticians, bus drivers, "extra" cheerleaders and "extra" band members** (see below) must purchase tickets unless the school administrator arranges for these people to be admitted by signing for them at the IHSAA pass gate. The school will be invoiced for extra admissions after the tournament.

### **Number of Players**

Each school represented at the tournament may suit 15 players. If more than 15 players are in uniform at the start of competition, the game shall be forfeited.

### **Pep Bands, Cheerleaders, Student Cheering Sections**

1. **Seating** - Pep bands and pep clubs must use the assigned area.
2. **Pep Bands** - Forty-five (45) pep band members from each school will be admitted free. Schools may bring more band members, but will be billed for the difference after the tournament. A band director or school official must be present at the time the band is admitted. NOTE: Pep bands may play **only** during games in which their team participates. Pep bands may play before the game, at time outs, quarters, and at halftimes. However, PLAYING DURING A LIVE BALL IS PROHIBITED. Each pep band is responsible for its own instruments. Facilities for storing instruments ARE NOT AVAILABLE at the tournament site. Please bring instruments **ONLY** to the game in which your team participates. Drums and other instruments are to be used **only** when the entire pep band plays.
3. **Cheerleaders** - Fifteen cheerleaders in uniform from each school will be admitted free. Schools may bring more than fifteen cheerleaders, but will be billed for the extra admissions after the tournament. The tournament manager will assign the cheerleaders to a specific area where team cheers must be conducted.
4. **Student Cheering Section**- All students must present their activity cards to be admitted for the student price. A special seating area will be reserved for cheering sections. NOTE: So that preparations can be made for seating, please let the tournament manager know one week in advance if your school's pep band or students will attend the tournament.
5. **Drill Teams** - Drill team members are admitted free of charge to sessions during which they will perform. They must present activity cards to be admitted for the student price at other sessions.

### **Crowd Control**

Each school is responsible for the conduct of its students and adult fans. IHSAA rules require school to provide close supervision at all contests and asks for support and cooperation of administrators in enforcing the following rules:

1. No one other than authorized individuals will be allowed on the floor or in restricted areas.
2. Persons who enter the floor or restricted areas will be removed from the premises for the remainder of the tournament.

### **Halftime Activities**

Drill teams or other official school organizations desiring to present entertainment at halftime should make direct arrangements with the tournament director. Any halftime performance is limited to seven minutes total time. In the past we have had problems with drill teams exceeding the time limitation. Any drill team that exceeds the time limitation will not be allowed to perform in further sessions.

### **Sportsmanship Rules**

The following sportsmanship rules will be in effect at all IHSAA state play-ins and championship events:

1. **Face Painting** Full or half face painting is not permitted. Partial face painting is permitted (i.e. small markings on cheeks, nose, forehead).
2. **Posters/Banners/Signs** All signs must display **only** positive support for one's own team.
3. **Artificial Noisemakers** Artificial noisemakers are prohibited.
4. **Balloons** Balloons are not permitted at any IHSAA state play-in or championship event.
5. **Attire** Bare chests are not permitted. Shirts must be worn.
6. **Inappropriate Behavior** The following are not permitted:
  - a. Throwing objects onto (or entering) the playing area before, during or after a contest.
  - b. Verbal harassment or derogatory remarks directed toward an opponent or official.

### **Signs**

Signs and banners will be limited to the area in front of each school's assigned cheering section. Schools should check with the tournament manager prior to hanging any signs at the state tournament site. Please do not tape signs to painted surfaces.

### **Official Basketball**

A Spalding TF-1000 basketball will be provided by the tournament manager.

### **Official Rules**

National Federation rules will be used for all Idaho basketball games.

### **Team Hosts**

Each team will have a host to assist them while attending the state tournaments.

### **Pre Tournament Practice**

No team will be allowed to practice at a state tournament site during the two weeks prior to the state tournament. To arrange for practice times and locations on Wednesday, please call:

|              |                  |                  |                      |
|--------------|------------------|------------------|----------------------|
| 5A Girls     | Randy Strong     | Idaho Center     | 521-6040 or 521-6224 |
| 4A Girls     | Cliff Rice       | Mountain View HS | 855-4070             |
| 3A Girls     | Dan McGee        | Skyview HS       | 498-0561             |
| 2A Girls     | Brad Adolfsen    | Kuna HS          | 955-0206             |
| 1A DI Girls  | Randy Potter     | Columbia H.S.    | 498-0571             |
| 1A DII Girls | John Gregory     | Nampa H.S.       | 498-0551             |
|              |                  |                  |                      |
| 5A Boys      | Doug Standlee    | Idaho Center     | 853-1209             |
| 4A Boys      | Vince Mann       | Borah HS         | 854-4370 ext 145     |
| 3A Boys      | Jeremy Bergquist | Meridian H.S.    | 350-4160             |
| 2A Boys      | Steve Sosnowski  | Capital H.S.     | 854-4501             |
| 1A DI Boys   | Greg Kimball     | Vallivue H.S.    | 454-9253             |
| 1A DII Boys  | Scott Thomas     | Caldwell H.S.    | 455-3304             |

### **Jerseys**

Bring two sets of jerseys and your practice basketballs. The first day of the tournament, the team in the top bracket shall be the "home" team. The home teams will wear light jerseys and sit on the right side of the official's table (as you face it). The second day of the tournament, the tournament manager shall assign "home team" status.

### **Warm-up Between Games**

Fifteen (15) minutes will be allowed for warm-up between games. This time may be limited to twelve (12) minutes due to scheduling requirements.

### **Protests**

The IHSAA Board of Directors does not recognize protests of sports officials' decisions. Correction of errors can only be handled in accordance with the National Federation rules.

### **Dressing Rooms / Towels**

Dressing rooms will be assigned. Towels will not be provided. Managers of teams are responsible to pick up litter from the floor of the locker room. Facilities are not available for uniform drying and storage.

### **Training Room**

Training room facilities will be available for special assistance in case of an emergency. However, schools should plan to furnish their own tape and supplies.

### **Awards**

Trophies will be awarded to first, second, third and consolation winners. Medals will be awarded to members of the Champion and Runner-up teams. The presentation of awards will be as follows: championship and runner-up awards will be made at the conclusion of the tournament. During the awards ceremony, the runner-up trophy will be presented first. The coach will be introduced, who in turn will introduce each of the players as the awarder presents a medal. The championship trophy will be presented in the same manner as the runner-up. Consolation and third place trophies will be awarded immediately following the consolation and third place games.

### **Nets**

Teams will not be allowed to cut down the nets. A net will be awarded to the championship team.

### **National Anthem**

The National Anthem will be played at the beginning of each session. The introduction of players will begin five minutes prior to the scheduled starting time and will be immediately followed by the National Anthem.

### **Programs**

The composition, printing and selling of programs is the responsibility of the IHSAA. Each team will receive two complimentary programs from the IHSAA.

### **Rosters and Team Pictures**

Rosters and scores of regular season games should be submitted **after the last regular season game**. All rosters and scores are to be submitted via the on-line form on the website, [idhsaa.org](http://idhsaa.org). Hard copies of rosters and scores will not be accepted. Pictures are due at the same time and should be sent as JPEG or TIFF attachments to [cherylm@idhsaa.org](mailto:cherylm@idhsaa.org). Original photos may be mailed to 8011 Ustick Road, Boise 83704. Rosters and/or pictures not received by the deadline may not appear in the tournament program. Please call the IHSAA if you have any questions about picture formats. When e-mailed pictures are received, you will receive a reply that the picture has been received. If there is no reply, the picture was not received.

### **T-Shirts / Souvenir Merchandise**

State tournament t-shirts and other souvenir merchandise will be sold at all tournament sites by McU Sports.

### **Lost and Found**

A lost and found area will be established by the tournament manager.

### **Host Hotels / Hotel Conduct**

See the page 2 for the hotels designated as host hotels for the state tournaments. We encourage all schools to take advantage of their special rates. **Conduct:** Each year a few athletes create a bad image for the rest by their uncontrolled behavior in motels. Coaches should check rooms closely upon arrival and at departure and make sure that their athletes are properly supervised.

### **All-Tournament Team**

The IHSAA is philosophically opposed to all-tournament team selections. It is the right of the Media to conduct polls and establish rankings. However, the IHSAA will not participate in such selections nor announce them at the tournament.

## **MEDIA INFORMATION**

### **Media Credentials**

Media passes will be issued to members of the media upon request to the IHSAA or the tournament manager.

### **Broadcasting / Webcasting**

Any station wishing to broadcast a state tournament game must sign and meet the requirements of the IHSAA broadcast contract. No more than two broadcast teams per game will be allowed. State play-ins or state tournament games shall not be filmed, videotaped or webcast without the written consent of the IHSAA. (Exception: Schools may film or videotape their **own** games for private use.)

### **State Basketball Financial Plan**

The State Basketball Financial Plan has two very positive features:

1. Schools will receive some expense money.
2. Money will be sent to the schools soon after the completion of basketball tournaments.

Financial reimbursement is based upon mileage and number of games played. The one-way mileage will be determined from participating school to tournament site. If the school plays only two games in the state tournament, the mileage figure will be multiplied by two. If three games are played, the figure will be multiplied by three.

The money available for disbursement will be divided by the sum of mileage multiples for all schools as described above. The quotient will then be multiplied by each individual school's mileage multiple to determine the dollar figure for the school.

Twenty-five thousand dollars from the Dairymen's sponsorship has been earmarked for return to schools participating in girls' or boys' state basketball tournaments. This will be returned following the completion of all state basketball tournaments.

Example: Bonneville qualifies for the 4A state tournament in Boise. They travel 284 miles to Boise and play 3 games.  $284 \times 3 = 852$  mileage multiple for Bonneville. This is done for all 48 girls' teams and all 48 boys' teams, adding all the mileage multiples together. The money available is divided for disbursement by the sum of all the mileage multiples, then multiply the quotient by 852 to determine the amount of money Bonneville school will receive. This money is sent following the basketball tournaments.

**Pairings / Brackets/ Times**

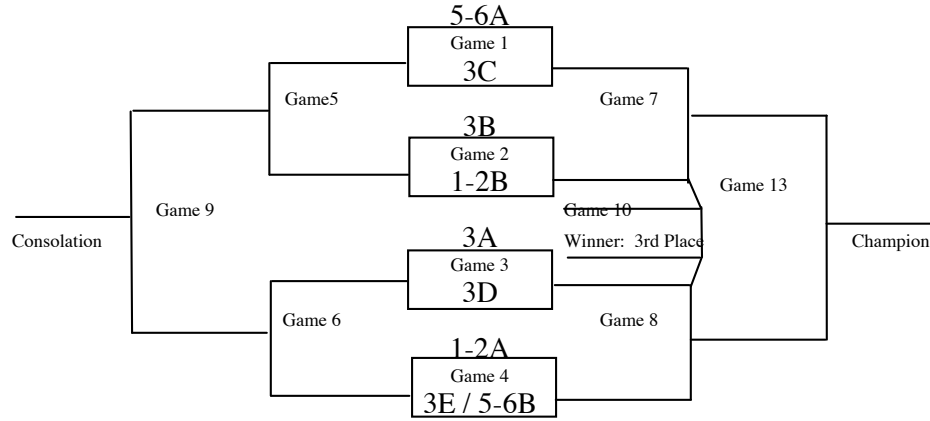
All tournaments are eight-team single elimination, with a consolation bracket for first-round losers and play-off for third and fifth place.

**Play-in Games**

(The team in the top half of the bracket is the home team)

| <b><u>Girls</u></b> |  | <b><u>Boys</u></b>   |
|---------------------|--|--|
|                     | <b>5A</b>  |  |
| 5-6B<br>3E          | Date: Feb. 13, 2010<br>Site: Twin Falls HS<br>Time: 1:00 p.m.            | Date: Feb. 27, 2010<br>Site: Twin Falls HS<br>Time: 1:00 p.m.            |
|                     | <b>4A</b>  |  |
| 3C<br>6B            | Date: Feb. 13, 2010<br>Site: Burley HS<br>Time: 1:00 p.m.                | Date: Feb. 27, 2010<br>Site: Burley HS<br>Time: 1:00 p.m.                |
|                     | <b>3A</b>  |  |
| 4B<br>6B            | Date: Feb. 13, 2010<br>Site: Highland-P HS<br>Time: 1:00 p.m.            | Date: Feb. 27, 2010<br>Site: Highland-P HS<br>Time: 1:00 p.m.            |
|                     | <b>1A DI</b>   |  |
| 1A<br>2C            | Date: Feb. 13, 2010<br>Site: Lakeland HS<br>Time: 2:00 p.m. Pacific time | Date: Feb. 27, 2010<br>Site: Lakeland HS<br>Time: 2:00 p.m. Pacific time |
| 3C<br>4-5-6C        | Date: Feb. 13, 2010<br>Site: Glens Ferry HS<br>Time: 3:00 p.m.           | Date: Feb. 27, 2010<br>Site: Glens Ferry HS<br>Time: 3:00 p.m.           |
|                     | <b>1A DII</b>  |  |
| 4C<br>3B            | Date: Feb. 13, 2010<br>Site: Glens Ferry HS<br>Time: 1:00 p.m.           | Date: Feb. 27, 2010<br>Site: Glens Ferry HS<br>Time: 1:00 p.m.           |

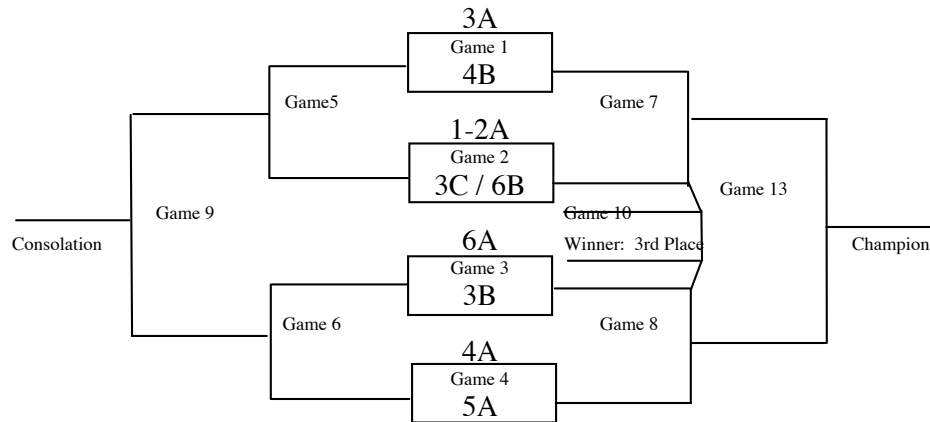
## 5A GIRLS & BOYS



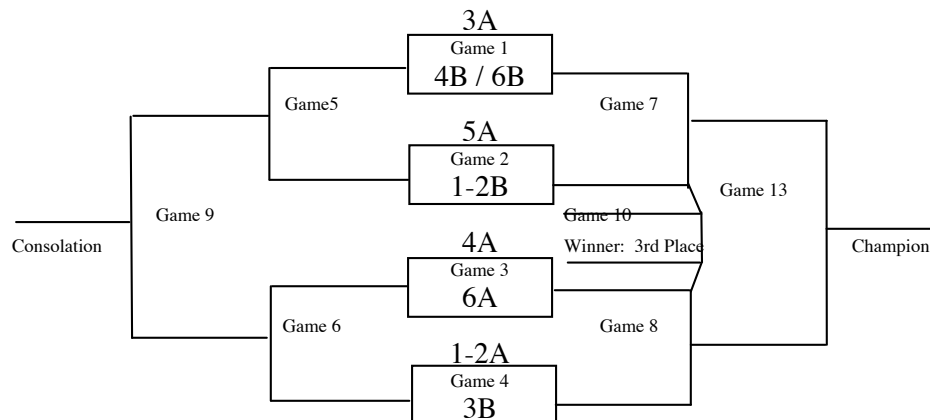
5A Girls: Games 9 & 10 will be played at Bishop Kelly High School

5A Boys: Games 9 & 10 will be played at Columbia High School

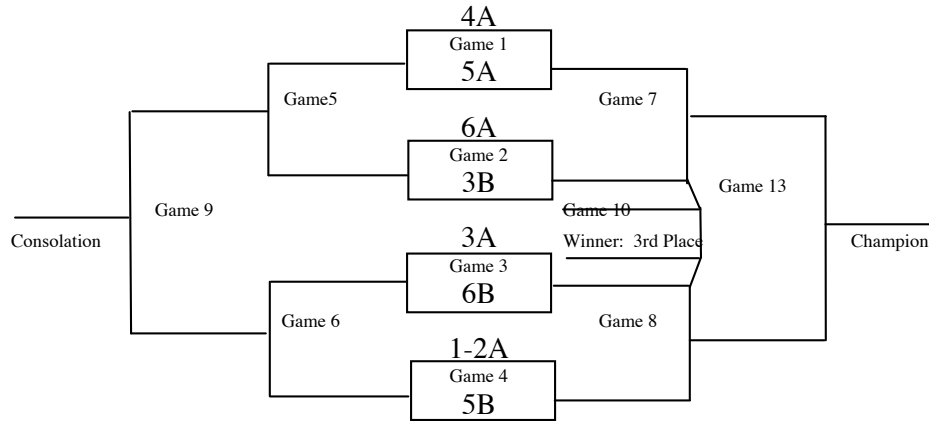
## 4A GIRLS & BOYS



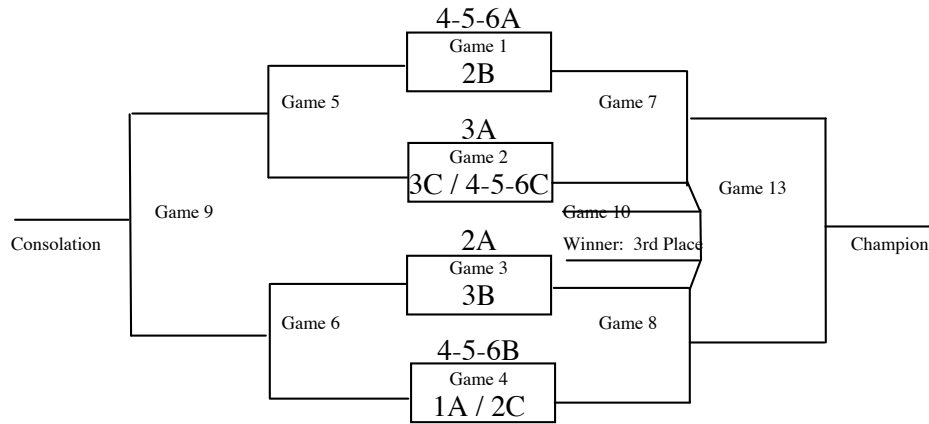
## 3A GIRLS & BOYS



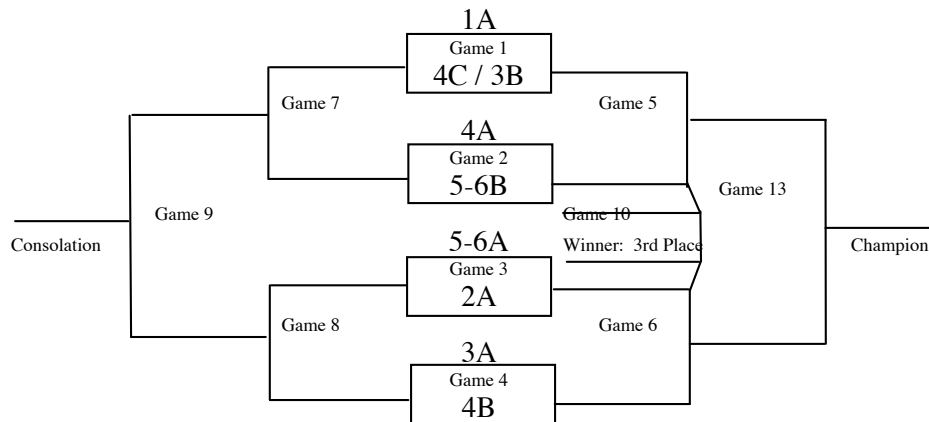
## 2A GIRLS & BOYS



## 1A DI GIRLS & BOYS



## 1A DII GIRLS & BOYS



Note: Friday games 5-8 for 1A DII have been rearranged

## TIME SCHEDULE FOR GIRLS & BOYS

### Thursday

Game 1 1:15 p.m.  
Game 2 3:00 p.m.

### BREAK

Game 3 6:15 p.m.  
Game 4 8:00 p.m.

### Friday

Game 5 1:15 p.m.  
Game 6 3:00 p.m.

### BREAK

Game 7 6:15 p.m.  
Game 8 8:00 p.m.

### Saturday

**Breakfast of Champions 7:00 a.m. at the Idaho Center for coaches and administrators**

|         |            |                      |
|---------|------------|----------------------|
| Game 9  | 9:15 a.m.  | Consolation          |
| Game 10 | 11:00 a.m. | 3rd Place            |
| Game 11 | 9:30 a.m.  | 1A DII Championship* |
| Game 12 | 11:30 a.m. | 1A DI Championship*  |
| Game 13 | 1:40 p.m.  | 2A Championship*     |
| Game 14 | 3:50 p.m.  | 3A Championship*     |
| Game 15 | 6:00 p.m.  | 4A Championship*     |
| Game 16 | 8:00 p.m.  | 5A Championship*     |

\*All championship games will be held at The Idaho Center

# GIRLS STATE BASKETBALL RECORDS

**Class A:** 1976  
**Class B:** 1976

Lewiston Jim Wicks  
 Lapwai Ferris Paisano

## 5A GIRLS

|      |               |                 |      |               |                 |      |               |                 |
|------|---------------|-----------------|------|---------------|-----------------|------|---------------|-----------------|
| 1977 | Capital       | Barbara Johnson | 1989 | Madison       | Garry Parkinson | 2001 | Borah         | Jim Prankratz   |
| 1978 | Boise         | Elaine Elliott  | 1990 | Madison       | Garry Parkinson | 2002 | Boise         | Harry Angelos   |
| 1979 | Borah         | Laurie Burke    | 1991 | Coeur d'Alene | Dave Fealko     | 2003 | Timberline    | Rich Clements   |
| 1980 | Meridian      | Emery Roy       | 1992 | Coeur d'Alene | Dave Fealko     | 2004 | Centennial    | Emery Roy       |
| 1981 | Meridian      | Emery Roy       | 1993 | Centennial    | Emery Roy       | 2005 | Boise         | Harry Angelos   |
| 1982 | Meridian      | Emery Roy       | 1994 | Coeur d'Alene | Dave Fealko     | 2006 | Centennial    | Emery Roy       |
| 1983 | Meridian      | Emery Roy       | 1995 | Lake City     | Dave Fealko     | 2007 | Lake City     | Darren Taylor   |
| 1984 | Coeur d'Alene | Dave Fealko     | 1996 | Centennial    | Emery Roy       | 2008 | Coeur d'Alene | Dale Poffenroth |
| 1985 | Highland)     | Randy Rehner    | 1997 | Borah         | Jim Pankratz    | 2009 | Coeur d'Alene | Dale Poffenroth |
| 1986 | Highland      | Randy Rehner    | 1998 | Centennial    | Emery Roy       |      |               |                 |
| 1987 | Highland      | Randy Rehner    | 1999 | Borah         | Jim Pankratz    |      |               |                 |
| 1988 | Madison       | Garry Parkinson | 2000 | Coeur d'Alene | Bill Pratt      |      |               |                 |

### **Team**

Most total team points scored in 1 game:  
 Team scoring most points in tournament:  
 Highest point average by a team in tournament:  
 Least number of points allowed an opponent:

Centennial, 75 - 1994  
 Coeur d'Alene, 189 - 1991  
 Coeur d'Alene, 63 - 1991  
 Borah, 7 - 2001

### **Individual**

Most points scored in one game:  
 Most field goals scored in one game:  
 Most free throws scored in one game:  
 Most points scored in tournament:  
 Most field goals scored in tournament:  
 Most free throws scored in tournament:  
 Highest average points per game:  
 Most 3 pt. goals scored in one game:  
 Most 3 pt. goals scored in tournament:

Brittney Hawks, Madison, 47 - 1998  
 Brittney Hawks, Madison, 21 - 1998  
 Dani Bielec, Coeur d'Alene, 16 - 2001  
 Alli Nieman, Sandpoint, 83 - 1996  
 Corissa Yasen, Coeur d'Alene, 33 - 1991; Brittney Hawks, Madison, 33 - 1998  
 Sonja Martin, Moscow, 25 - 1988; C. Sharp, Madison, 25 - 1989  
 Brittney Hawks, Madison, 26.7 - 1998  
 Steffney Layton, Blackfoot, 8 - 1994  
 Devyn Christensen, Vallivue, 11 - 2008

## 4A GIRLS

|      |            |                 |
|------|------------|-----------------|
| 2001 | Caldwell   | Andy Jones      |
| 2002 | Post Falls | Chris Johnson   |
| 2003 | Post Falls | Chris Johnson   |
| 2004 | Jerome     | Michelle Skyles |
| 2005 | Bonneville | Traci Peterson  |

|      |            |                 |
|------|------------|-----------------|
| 2006 | Vallivue   | Stu Sells       |
| 2007 | Burley     | Gordon Kerbs    |
| 2008 | Middleton  | Andy Jones      |
| 2009 | Bonneville | Ryan Harrigfeld |

### **Team**

Most total team points scored in one game:  
 Team scoring most points in tournament:  
 Highest point average by a team in tournament:  
 Least number of points allowed an opponent:

Skyview 78 - 2008  
 Sandpoint, 191 - 2003  
 Sandpoint, 67.3 - 2003  
 Jerome, 23 - 2001

### **Individual**

Most points scored in one game:  
 Most field goals scored in one game:  
 Most free throws scored in one game:  
 Most points scored in tournament:  
 Most field goals scored in tournament:  
 Most free throws scored in tournament:  
 Highest average points per game:  
 Most 3 pt. goals scored in one game:  
 Most 3 pt. goals scored in tournament:

Shandi Keller, Sandpoint, 32 - 2003  
 Jennifer Pond, Jerome, 12 - 2003  
 Amy Passey, Bonneville, 18 - 2005  
 Shandi Keller, Sandpoint, 62 - 2003  
 Aubree Johnson, Post Falls, 21 - 2002  
 Jennifer Pond, Jerome, 21 - 2003  
 23: Whitney Clark, Jerome - 2004; Jeannie Hollingsworth, Preston-2007  
 Shandi Keller, Sandpoint, 20.7 - 2003  
 Krystal Keller, Blackfoot, 6 - 2001  
 Natalie Lindley, Bonneville, - 2006  
 Krystal Keller, Blackfoot, 9 - 2001

## 3A GIRLS

|      |             |                     |
|------|-------------|---------------------|
| 1977 | Grangeville | Marie Appel         |
| 1978 | Kuna        | Barbara Eisenbarth  |
| 1979 | Grangeville | Jan Solberg         |
| 1980 | Madison     | Ann McLaughlin      |
| 1981 | Moscow      | J. Barrett, W. Shol |
| 1982 | Moscow      | J. Barrett, W. Shol |
| 1983 | Post Falls  | Ron Worley          |
| 1984 | Madison     | Gary Parkinson      |
| 1985 | Madison     | Gary Parkinson      |
| 1986 | Preston     | Jean Paskins        |
| 1987 | St. Maries  | Randy Heindenreich  |
| 1988 | St. Maries  | Randy Heindenreich  |

|      |                |               |
|------|----------------|---------------|
| 1989 | Lakeland       | Mike Bayley   |
| 1990 | Kuna           | Doug Ericson  |
| 1991 | Shelley        | Newel Sargent |
| 1992 | Moscow         | Sally Greene  |
| 1993 | Moscow         | Sally Greene  |
| 1994 | Moscow         | Sally Greene  |
| 1995 | Shelley        | Newel Sargent |
| 1996 | Moscow         | Sally Greene  |
| 1997 | Buhl           | Joe Shepard   |
| 1998 | Shelley        | Mike Jensen   |
| 1999 | Bear Lake      | Von Saxton    |
| 2000 | American Falls | Gary Aldous   |

|      |              |                |
|------|--------------|----------------|
| 2001 | Lakeland     | Steve Seymour  |
| 2002 | Lakeland     | Steve Seymour  |
| 2003 | Shelley      | Mike Jensen    |
| 2004 | Marsh Valley | Stan Hale      |
| 2005 | Marsh Valley | Todd Jensen    |
| 2006 | Shelley      | Laurie Keister |
| 2007 | Sugar-Salem  | Todd Jensen    |
| 2008 | Shelley      | Burke Davis    |
| 2009 | Sugar-Salem  | Todd Jensen    |

### **Team**

Most total team points scored in one game:  
 Team scoring most points in tournament:  
 Highest point average by a team in tournament:  
 Least number of points allowed an opponent:

Sugar-Salem, 83 - 1996  
 Emmett, 211 - 1993  
 Emmett, 70.3 - 1993  
 Snake River, 16 - 1990

### **Individual**

Most points scored in one game:  
 Most field goals scored in one game:  
 Most free throws scored in one game:  
 Most points scored in tournament:  
 Most field goals scored in tournament:  
 Most free throws scored in tournament:  
 Highest average points per game:  
 Most 3 pt. goals scored in one game:  
 Most 3 pt. goals scored in tournament:

Courtney Petersen, Burley, 37 - 1993  
 Thompson, Moscow, 15 - 1986; Courtney Petersen, Burley, 15 - 1993; Shelley Kulm, Jerome, 15 - 1996  
 Debbie Dianda, St. Maries, 15 - 1985  
 Teresa Gemar, Shelley, 15 - 1991  
 Courtney Petersen, Burley, 96 - 1993  
 Courtney Petersen, Burley, 40 - 1993  
 Merrilee Udy, American Falls, 26 - 2000  
 Courtney Petersen, Burley, 32.0 - 1993  
 Kelly Johnson, Moscow, 6 - 1994  
 Tienielle Thompson, Marsh Valley, 11 - 2002

## 2A GIRLS

|      |                      |                |      |                   |                 |      |                 |                   |
|------|----------------------|----------------|------|-------------------|-----------------|------|-----------------|-------------------|
| 1977 | Prairie (Cottonwood) | Art Dorval     | 1989 | Lapwai            | Dan Wilson      | 2001 | New Plymouth    | Denise Oliver     |
| 1978 | Prairie (Cottonwood) | Art Dorval     | 1990 | Declo             | Lynn Payne      | 2002 | Lapwai          | Shawn Spencer     |
| 1979 | McCall-Donnelly      | Evelyn Hartley | 1991 | Sugar-Salem       | Bill Koehler    | 2003 | Nampa Christian | Byron Gingrich    |
| 1980 | Homedale             | Dean Vance     | 1992 | Prairie           | Chris Wren      | 2004 | Grangeville     | Larson Anderson   |
| 1981 | Prairie (Cottonwood) | Don Hoffmann   | 1993 | Malad             | Roslyn Brimhall | 2005 | Grangeville     | Larson Anderson   |
| 1982 | Prairie (Cottonwood) | Don Hoffmann   | 1994 | Grangeville       | Skip Hall       | 2006 | Butte County    | Jason Hansen      |
| 1983 | Grace                | Ray Yamauchi   | 1995 | Clearwater Valley | Dave Snodgrass  | 2007 | Butte County    | Jason Hansen      |
| 1984 | Kimberly             | Terry Dowd     | 1996 | Grangeville       | Larson Anderson | 2008 | Grangeville     | Larson Anderson   |
| 1985 | Timberline           | Kyra Rolstad   | 1997 | Prairie           | Gordon Heath    | 2009 | West Jefferson  | Jessica Shanafelt |
| 1986 | Grace                | Keith Bitton   | 1998 | Lapwai            | Bill Picard     |      |                 |                   |
| 1987 | Firth                | Diana Pearson  | 1999 | West Jefferson    | Larry Niederer  |      |                 |                   |
| 1988 | Prairie              | Chris Wren     | 2000 | Nampa Christian   | Byron Gingrich  |      |                 |                   |

### **Team**

Most team points scored in one game:  
Team scoring most points in tournament:  
Highest points average by a team in tournament:  
Least number of points allowed an opponent:

Fruitland, 86 - 1986  
Butte County, 214 - 2006  
Butte County, 71.3 - 2006  
Homedale, 13 - 1998

### **Individual**

Most points scored in one game:

Kerri Locke, Fruitland, 39 - 1986  
Margaret McCormick, Lapwai, 39 - 1995

Most field goals scored in one game:

Kerri Locke, Fruitland, 17 - 1986

Most free throws scored in one game:

Julie Uranga, Homedale, 21 - 1981

Most points scored in tournament:

Julie Uranga, Homedale, 101 (3 games) - 1981

Most field goals scored in tournament:

Vallem, Kendrick, 32 - 1981

Most free throws scored in tournament:

Julie Uranga, Homedale, 45 - 1981

Highest average points per game:

Julie Uranga, Homedale, 33.7 - 1981

Most 3 pt. goals scored in one game:

Kendra Leininger, Grangeville, 7 - 2006

Most 3 pt. goals scored in tournament:

Billie Ann Randall, Grace, 12 - 1995  
Kendra Leininger, Grangeville, 12 - 2006

## 1A GIRLS

|      |              |                  |      |           |                 |      |               |                    |
|------|--------------|------------------|------|-----------|-----------------|------|---------------|--------------------|
| 1977 | Salmon River | Marilyn Bagley   | 1988 | Cambridge | Michael Woodman | 1999 | Dietrich      | Gene Shaw          |
| 1978 | Highland     | David Snodgrass  | 1989 | Cambridge | Michael Woodman | 2000 | Sho-Ban       | Jodie Van deVenter |
| 1979 | Richfield    | James Thomas     | 1990 | Plummer   | Ron Miller      | 2001 | Leadore       | Tony Cooper        |
| 1980 | Kootenai     | Karla Merrill    | 1991 | Troy      | Bobbi Hazeltine | 2002 | Kendrick      | Lisa Wolff         |
| 1981 | Kootenai     | Karla Merrill    | 1992 | Troy      | Bobbi Hazeltine | 2003 | Rimrock       | Bob Delle          |
| 1982 | Midvalw      | Dan Warfield     | 1993 | Highland  | Debbie Sobotta  | 2004 | Rimrock       | Bob Delle          |
| 1983 | Kendrick     | Jay Henderson    | 1994 | Troy      | Bobbi Hazeltine | 2005 | Shoshone      | Tim Chapman        |
| 1984 | Cambridge    | Tracy Anderson   | 1995 | Highland  | Debbie Sobotta  | 2006 | Garden Valley | Paula Tucker-Boyd  |
| 1985 | Highland     | Dave Snodgrass   | 1996 | Troy      | Bobbi Hazeltine | 2007 | Richfield     | Steve Kent         |
| 1986 | Shoshone     | Ed Sandy         | 1997 | Kendrick  | Lisa Wolff      | 2008 | Genesee       | Lucas Rae          |
| 1987 | Genesee      | Terry Asbjornsen | 1998 | Troy      | Bobbi Hazeltine |      |               |                    |

## 1A DI GIRLS

2009 Lapwai Shawn Spencer

### **Team**

Most team points scored in one game:  
Team scoring most points in tournament:  
Highest point average by a team in tournament:  
Least number of points allowed an opponent:

Kendrick, 87 - 1989  
Kendrick, 209 (3 games) - 1989; Lapwai, 246 (4 games) - 2008  
Kendrick, 69.66 - 1989  
Salmon River, 9 - 1977

### **Individual**

Most points scored in one game:

Mindy Rice, Rimrock, 45 - 1991

Most field goals scored in one game:

Damiano, Kootenai, 17 - 1980; Mindy Rice, Rimrock, 45 - 1991

Most free throws scored in one game:

Kim Derr, Clark Fork, 17 - 1987

Most points scored in tournament:

Mindy Rice, Rimrock, 100 (3 games) - 1991; Hollie Tyler, Leadore, 107 (4 games) - 2000

Most field goals scored in tournament:

Ranae Hewitt, Kendrick, 39 (3 games) - 1989; Mindy Rice, Rimrock, 39 (3 games) - 1991;

Most free throws scored in tournament:

Hollie Tyler, Leadore, 43 (4 games) - 2000

Highest average points per game:

Kim Derr, Clark Fork, 31 - 1987

Most 3 pt. goals scored in one game:

Mindy Rice, Rimrock, 33.3 - 1991

Most 3 pt. goals scored in tournament:

Alicia Jester, Hagerman, 8 - 2002  
Kallie Axelson, Shoshone, 13 - 2006

## 1A DIH GIRLS

2009 Richfield Steve Kent

### **Team**

Most team points scored in one game:  
Team scoring most points in tournament:  
Highest point average by a team in tournament:  
Least number of points allowed an opponent:

Richfield, 61 - 2009  
Richfield, 171 - 2009  
Richfield, 47 - 2009  
Greenleaf Friends Academy, 20 - 2009

### **Individual**

Most points scored in one game:

Lacey Jones, Garden Valley, 28 - 2009

Most field goals scored in one game:

Lacey Jones, Garden Valley, 10 - 2009

Most free throws scored in one game:

Jesse Dill, Dietrich, 9 - 2009

Most points scored in tournament:

Lacey Jones, Garden Valley, 62 - 2009

Most field goals scored in tournament:

Jesse Dill, Dietrich, 62 - 2009

Most free throws scored in tournament:

Jesse Dill, Dietrich, 20, 2009

Highest average points per game:

Lacey Jones, Garden Valley, 20 - 2009

Most 3 pt. goals scored in one game:

Lacey Jones, Garden Valley, 22 - 2009

Most 3 pt. goals scored in tournament:

Jesse Dill, Dietrich, 20.7 - 2009

Lacey Jones, Garden Valley, 20.7 - 2009

Jackie Fly, Garden Valley, 5 - 2009

Jackie Fly, Garden Valley, 10 - 2009

## BOYS STATE BASKETBALL TOURNAMENT WINNERS

### 5A BOYS

|      |               |                    |      |             |                  |      |               |                 |
|------|---------------|--------------------|------|-------------|------------------|------|---------------|-----------------|
| 1964 | Kellogg       | Don Haynes         | 1980 | Boise       | Greg Hordemann   | 1996 | Highland      | Chris Frost     |
| 1965 | Borah         | Murray Satterfield | 1981 | Highland    | Ron Kress        | 1997 | Madison       | Bill Hawkins    |
| 1966 | Borah         | Terry Conley       | 1982 | Borah       | Kirk Williams    | 1998 | Coeur d'Alene | Larry Bieber    |
| 1967 | Caldwell      | Sam Willard        | 1983 | Meridian    | Don Haynes       | 1999 | Pocatello     | Greg Evans      |
| 1968 | Capital       | Dick Hartley       | 1984 | Borah       | Kirk Williams    | 2000 | Pocatello     | Greg Evans      |
| 1969 | Pocatello     | Bill Emerson       | 1985 | Borah       | Kirk Williams    | 2001 | Madison       | Bill Hawkins    |
| 1970 | Highland      | Ron Kress          | 1986 | Boise       | Greg Hordemann   | 2002 | Madison       | Bill Hawkins    |
| 1971 | Skyline       | Charley Bills      | 1987 | Rigby       | Elliott Anderson | 2003 | Centennial    | Tom Aipperspach |
| 1972 | Moscow        | Greg Hordemann     | 1988 | Idaho Falls | Gary Buell       | 2004 | Borah         | Cary Cada       |
| 1973 | Coeur d'Alene | Dean Lundblad      | 1989 | Skyline     | Jim Lewis        | 2005 | Borah         | Cary Cada       |
| 1974 | Twin Falls    | Don Haynes         | 1990 | Highland    | Chris Frost      | 2006 | Twin Falls    | Matt Harr       |
| 1975 | Capital       | Charles Henry      | 1991 | Burley      | Bill Cowell      | 2007 | Madison       | Mike Chatterton |
| 1976 | Capital       | Charles Henry      | 1992 | Meridian    | Dennis Kerfoot   | 2008 | Vallivue      | Mike Chatterton |
| 1977 | Capital       | Charles Henry      | 1993 | Borah       | Kirk Williams    | 2009 | Lewiston      | Dave Cornelia   |
| 1978 | Capital       | Charles Henry      | 1994 | Borah       | Kirk Williams    |      |               |                 |
| 1979 | Meridian      | Don Haynes         | 1995 | Centennial  | Tom Aipperspach  |      |               |                 |

#### Team

Most total team points scored in one game:  
 Team scoring most points in tournament:  
 Highest point average by a team in tournament:  
 Least number of points allowed an opponent:

Coeur d'Alene, 102 - 1979  
 Coeur d'Alene, 240 (3 games) - 1984  
 Highland, 85.5 - 2001  
 Pocatello, 25 - 2000

#### Individual

Most points scored in one game:  
 Most field goals scored in one game:  
 Most free throws scored in one game:  
 Most points scored in tournament:  
 Most field goals scored in tournament:  
 Most free throws scored in tournament:  
 Highest average points per game:  
 Most 3 pt. goals scored in one game:  
 Most 3 pt. goals scored in tournament:

Rick Cutright, Highland, 43 - 1971; Don Holston, Highland, 43 - 1982  
 Mike Stewart, Caldwell, 18 - 1969; Rick Cutright, Highland, 18 - 1971  
 Nate Clingon, Coeur d'Alene, 23 - 2008  
 Mike Stewart, Caldwell, 106(3 games) 1969  
 Mike Stewart, Caldwell, 45 - 1969  
 Jim Boatright, Minico, 31 - 1969  
 Mike Stewart, Caldwell, 35.5 - 1969  
 Paul Egwuonwu, Capital, 10 - 2009  
 Trent Gardner, Madison, 12 - 1990; Shane Humpherys, Blackfoot, 12 - 1999

### 4A BOYS

|      |            |                 |      |         |             |
|------|------------|-----------------|------|---------|-------------|
| 2001 | Vallivue   | Mike Chatterton | 2006 | Skyview | Dan McGee   |
| 2002 | Century    | Cody Shelley    | 2007 | Burley  | Jack Bagley |
| 2003 | Bonneville | Tim Hooten      | 2008 | Burley  | Jack Bagley |
| 2004 | Century    | Cody Shelley    | 2009 | Skyview | Sean Yeager |
| 2005 | Skyview    | Dan McGee       |      |         |             |

#### Team

Most total team points scored in one game:  
 Team scoring most points in tournament:  
 Highest point average by a team in tournament:  
 Least number of points allowed an opponent:

Jerome, 83 - 2009  
 Burley, 216 - 2008  
 Burley, 72 - 2008  
 35: Bishop Kelly, 2003; Moscow, 2007

#### Individual

Most points scored in one game:  
 Most field goals scored in one game:  
 Most free throws scored in one game:  
 Most points scored in tournament:  
 Most field goals scored in tournament:  
 Most free throws scored in tournament:  
 Highest average points per game:  
 Most 3 pt. goals scored in one game:  
 Most 3 pt. goals scored in tournament:

Scott Stockwell, Post Falls, 36 - 2005  
 Jacob Harris, Blackfoot, 12 - 2005  
 14: Matt Stucki, Century-2002; Ozzie Boyce, Hillcrest-2007  
 Scott Stockwell, Post Falls, 79 - 2005  
 Darrell Williams, Moscow, 31 - 2001  
 21: Matt Ballenger, Skyview-2007; Ozzie Boyce, Hillcrest-2007  
 Scott Stockwell, Post Falls, 26.3 - 2005  
 Jake Burtenshaw, Bonneville, 9 2002  
 Chris Ybarquen, Nampa, 14 - 2001; Jake Burtenshaw, Bonneville, 14 - 2002

### 3A BOYS

|      |              |                  |      |              |                   |      |              |               |
|------|--------------|------------------|------|--------------|-------------------|------|--------------|---------------|
| 1964 | Salmon       | Dean Stokes      | 1980 | Moscow       | Rick Sweeney      | 1996 | Bear Lake    | Ken Parks     |
| 1965 | Emmett       | Ray Mullins      | 1981 | Madison      | Jerry Grover      | 1997 | Moscow       | Don Dudley    |
| 1966 | Gooding      | Delbert Bleazard | 1982 | Rigby        | Elliott Anderson  | 1998 | Bishop Kelly | Neil McCarthy |
| 1967 | Soda Springs | George Birger    | 1983 | Rigby        | Elliott Anderson  | 1999 | Kuna         | Kelly Emry    |
| 1968 | Preston      | Ivan Davis       | 1984 | Rigby        | Elliott Anderson  | 1999 | Kuna         | Kelly Emry    |
| 1969 | Snake River  | Nolan Mecham     | 1985 | Snake River  | Dale Shelley      | 2000 | Snake River  | Robert Coombs |
| 1970 | Shelley      | Newell Sargent   | 1986 | Rigby        | Elliott Anderson  | 2001 | Preston      | Coy Pratt     |
| 1971 | Gooding      | James Thacker    | 1987 | Jerome       | Ben Allen         | 2002 | Snake River  | Robert Coombs |
| 1972 | Gooding      | James Thacker    | 1988 | Marsh Valley | Coy Pratt         | 2003 | DeClo        | Loyd Garey    |
| 1973 | Aberdeen     | Verlyn Hoagland  | 1989 | Preston      | David Filimoehala | 2004 | Preston      | Coy Pratt     |
| 1974 | Grangeville  | Al Arnzen        | 1990 | Preston      | David Filimoehala | 2005 | Snake River  | Robert Coombs |
| 1975 | Buhl         | Jerry Koester    | 1991 | Bishop Kelly | Neil McCarthy     | 2006 | Snake River  | Robert Coombs |
| 1976 | Vallivue     | Jack Jones       | 1992 | Burley       | Bill Cowell       | 2007 | Shelley      | Dave Hadley   |
| 1977 | Rigby        | Elliott Anderson | 1993 | Sugar-Salem  | Glenn Romney      | 2008 | Fruitland    | Mike Fitch    |
| 1978 | Rigby        | Elliott Anderson | 1994 | Sugar-Salem  | Glenn Romney      | 2009 | Shelley      | Dave Hadley   |
| 1979 | Buhl         | Terry Adolfsen   | 1995 | Weiser       | Lyle Bayley       |      |              |               |

#### Team

Most total team points scored in one game:  
 Team scoring most points in tournament:  
 Highest point average by a team in tournament:  
 Least number of points allowed an opponent:

Shelley, 96 - 1970; Moscow, 96 - 1982  
 Sugar-Salem, 247 - 1993  
 Sugar-Salem, 82.3 - 1993  
 Snake River, 24 - 2005

#### Individual

Most points scored in one game:  
 Most field goals scored in one game:  
 Most free throws scored in one game:  
 Most points scored in tournament:  
 Most field goals scored in tournament:  
 Most free throws scored in tournament:  
 Highest average points per game:  
 Most 3 pt. goals scored in one game:  
 Most 3 pt. goals scored in tournament:

Dan Roe, St. Maries, 46 - 1983  
 Dan Roe, St. Maries, 21 - 1983  
 Kendal Meier, Buhl, 18 - 1972  
 Steve Hayes, Aberdeen, 98 (3 games) - 1973  
 Ron Adamson, Gooding, 35 - 1966  
 Steve Hayes, Aberdeen, 32 - 1973  
 Steve Hayes, Aberdeen, 32.6 - 1973  
 Kent Howell, Marsh Valley, 7 - 1995  
 Bryce Beard, Filer, 14 - 2009

## 2A BOYS

|      |                |                |      |              |                  |      |         |                  |
|------|----------------|----------------|------|--------------|------------------|------|---------|------------------|
| 1964 | Post Falls     | C. W. Totten   | 1980 | Fruitland    | Mike Knee        | 1996 | Malad   | Terry Jones      |
| 1965 | Middleton      | Sam Willard    | 1981 | Glenns Ferry | Gordon Brown     | 1997 | Teton   | Dee O'Brien      |
| 1966 | Teton (Driggs) | Lester Wade    | 1982 | Prairie      | Alan Felgenhauer | 1998 | Declo   | Loyd Gary        |
| 1967 | IHM Academy    | Eugene Boyle   | 1983 | Butte County | Barry Barg       | 1999 | Firth   | Stewart Portella |
| 1968 | IHM Academy    | Eugene Boyle   | 1984 | Lapwai       | Darryl Moulten   | 2000 | Lapwai  | Josh Leighton    |
| 1969 | Homedale       | Darryl Kellum  | 1985 | Malad        | Terry Jones      | 2001 | Valley  | Roger Caresia    |
| 1970 | Wendell        | Ed Otton       | 1986 | Gooding      | Lou Anderson     | 2002 | Lapwai  | Josh Leighton    |
| 1971 | Genesee        | Os Kanikkeberg | 1987 | Lapwai       | Bruce Crossfield | 2003 | Grace   | Greg Bergholm    |
| 1972 | Timberline     | Fred Durham    | 1988 | Lapwai       | Bruce Crossfield | 2004 | Wendell | Allen Kelsey     |
| 1973 | Sugar-Salem    | Ken Fillmore   | 1989 | Lapwai       | Bruce Crossfield | 2005 | Malad   | Terry Jones      |
| 1974 | West Jefferson | Jon Wilson     | 1990 | Ririe        | Kent Sutton      | 2006 | Malad   | Terry Jones      |
| 1975 | Teton          | Lester Wade    | 1991 | Soda Springs | Ken Heuseveldt   | 2007 | Firth   | Scott Adams      |
| 1976 | Teton          | Lester Wade    | 1992 | Malad        | Terry Jones      | 2008 | Firth   | Scott Adams      |
| 1977 | Teton          | Lester Wade    | 1993 | New Plymouth | Ryan Kerby       | 2009 | Firth   | Scott Adams      |
| 1978 | West Side      | Kohn Smith     | 1994 | Malad        | Terry Jones      |      |         |                  |
| 1979 | West Side      | Kohn Smith     | 1995 | Teton        | Dee O'Brien      |      |         |                  |

### Team

Most total team points scored in one game:

Team scoring most points in tournament:

Highest point average by a team in tournament:

Least number of points allowed an opponent:

Lapwai, 101 - 1989

Lapwai, 267 - 1989

Lapwai, 89.0 - 1989

Malad, 17 - 2006

### Individual

Most points scored in one game:

Most field goals scored in one game:

Most free throws scored in one game:

Most points scored in tournament:

Most field goals in tournament:

Most free throws scored in tournament:

Highest average points per game:

Most 3 pt. goals scored in one game:

Most 3 pt. goals scored in tournament:

Dan Akins, Potlatch, 52 - 1985

Dan Akins, Potlatch, 21 - 1985

Justin Jones, Malad, 16 - 1992

Brett Daniels, Malad, 100 - 1985

Brett Daniels, Malad, 44 - 1985

Justin Jones, Malad, 37 - 1991

Brett Daniels, Malad, 33.3 - 1985

Kris Baumann, New Plymouth, 10 - 1993

David Cunningham, Lapwai, 16 - 1994

## 1A BOYS

|      |              |                   |      |            |                 |      |                       |                     |
|------|--------------|-------------------|------|------------|-----------------|------|-----------------------|---------------------|
| 1964 | Genesee      | Oz Kanikkeberg    | 1980 | Culdesac   | Kim Hansen      | 1996 | Nampa Christian       | Carlyle Dean        |
| 1965 | Mullan       | Norm Walker       | 1981 | Mackay     | Mike Marinac    | 1997 | Lakeside              | Greg Stutzman       |
| 1966 | Dietrich     | Harold Stroud     | 1982 | Greenleaf  | John Ehrlich    | 1998 | Wilder                | Ferris Lynn         |
| 1967 | Murtaugh     | Percy Christensen | 1983 | Genesee    | Oz Kanikkeberg  | 1999 | Mackay                | Sheldon Rosenkrance |
| 1968 | Kendrick     | Terry Taylor      | 1984 | Highland   | John Savage     | 2000 | Mackay                | Sheldon Rosenkrance |
| 1969 | Weippe       | Elmer Wessels     | 1985 | Kendrick   | Brent Monroe    | 2001 | Mackay                | Sheldon Rosenkrance |
| 1970 | Oakley       | Gary Swan         | 1986 | Castleford | Rich Schurhke   | 2002 | Cole Valley Christian | Brad Carr           |
| 1971 | Oakley       | Neil Wyatt        | 1987 | Shoshone   | Larry Messick   | 2003 | Castleford            | Andy Wiseman        |
| 1972 | Hagerman     | Joe James         | 1988 | Mackay     | Jack McKelvey   | 2004 | Cole Valley Christian | Brad Carr           |
| 1973 | Murtaugh     | Richard Annala    | 1989 | Shoshone   | Larry Messick   | 2005 | Troy                  | Guy Wells           |
| 1974 | Camas County | Al Glanders       | 1990 | Castleford | Andy Wiseman    | 2006 | Lapwai                | Eric Spencer        |
| 1975 | Deary        | Del Sheldon       | 1991 | Wilder     | Ferris Lynn     | 2007 | Genesee               | Jeff Boyd           |
| 1976 | Raft River   | Olani Wallace     | 1992 | Wilder     | Ferris Lynn     | 2008 | Troy                  | Guy Wells           |
| 1977 | Oakley       | Neal Wyatt        | 1993 | Wilder     | Ferris Lynn     |      |                       |                     |
| 1978 | Nezperce     | Terry Gorton      | 1994 | Murtaugh   | Craig Stanger   |      |                       |                     |
| 1979 | Nezperce     | Terry Gorton      | 1995 | North Gem  | Ken Christensen |      |                       |                     |

## 1A DI BOYS

2009 Genesee Jason Boyd

### Team

Most total team points scored in one game:

Team scoring most points in tournament:

Highest point average by a team in tournament:

Least number of points allowed an opponent:

Kendrick, 100 - 1967

Kendrick, 252 (3 games) - 1985; Wilder, 284 (4 games) - 1998

Kendrick, 85 - 1985

Troy, 24 - 2005

### Individual

Most points scored in one game:

Most field goals scored in one game:

Most free throws scored in one game:

Most points scored in tournament:

Most field goals in tournament:

Most free throws scored in tournament:

Highest average points per game:

Most 3 pt. goals scored in one game:

Most 3 pt. goals scored in tournament:

Zario Ziegler, Highland, 48 - 1990

Jim Lowther, Clark Fork, 17 - 1970

Magic Smith, SoBan, 38 - 2009

Magic Smith, ShoBan, 107 - 2009

Magic Smith, ShoBan, 43 - 2009

Tim Ahaus, Marsing, 31 - 1990

Magic Smith, ShoBan, 35.6 - 2009

Jason Smith, Troy, 10 - 2008

Victor Vasquez, Richfield 17 (3 games) - 2005

Shawn Heath, Troy, 20 (4 games) - 2000

## 1A DII BOYS

2009 Mackay Josh Pehrson

### Team

Most total team points scored in one game:

Team scoring most points in tournament:

Highest point average by a team in tournament:

Least number of points allowed an opponent:

Carey, 72 - 2009

Nezperce, 175 - 2009

Nezperce, 58.3 - 2009

Clark County, 32 - 2009

### Individual

Most points scored in one game:

Most field goals scored in one game:

Most free throws scored in one game:

Most points scored in tournament:

Most field goals in tournament:

Most free throws scored in tournament:

Highest average points per game:

Most 3 pt. goals scored in one game:

Most 3 pt. goals scored in tournament:

David Johnson, Summit Academy, 32 - 2009

David Johnson, Summit Academy, 14 - 2009

J.C. Tucker, Garden Valley, 10 - 2009

Tel Clark, Richfield, 55 - 2009

Tel Clark, Richfield, 21 - 2009

J.C. Tucker, Garden Valley, 14 - 2009

Tel Clark, Richfield, 18.3 - 2009

Tel Clark, Richfield, 5 - 2009

Tel Clark, Richfield, 11 - 2009